

Annex 1: Seriousness scores

Annex 1 gives an indication of the highest rated barriers faced by the DISTILLATE Local Transport Authorities from the questions asked of them in the Phase 1 survey, based upon a 'seriousness' calculation.

It is based upon: (average satisfaction OR improvement scores) X (factor derived from corresponding average importance scores) – see below for calculation.

Calculation:

Average importance ratings for each variable:

a) range normalised for the range 1-4, to give a value between 0-1, and
b) then doubled to give a factor between 0-2. (A neutral score would be '1', thereby leaving the satisfaction value unchanged when used as a factor in multiplication – c) below.) A value of '2' (at one extreme) would increase the seriousness score for the barrier when multiplying by satisfaction, and a value of '0' (at the other extreme, implying all respondents stating 'not at all important') would decrease the seriousness value to zero – with various values in between

c) multiply by corresponding normalised average satisfaction rating

c) this seriousness value is then range normalised to give a score of between 0-1

(Where only importance questions have been asked (Q1, Q21), the net impression is derived from importance only and remains between 0-2.)

The variables above the value of 0.3125 are those which can be defined as 'serious' issues (unless otherwise indicated); **it is therefore implicit that it is worthwhile addressing these issues from a local authority perspective.**

Note on Terminology (example of tick-box style question):

Annex 1

INVOLVEMENT OF STAKEHOLDERS

The planning and decision-making process for transport strategies and schemes in your authority may involve a number of stakeholders.

3. Generally speaking, how important do you consider the involvement of the following stakeholders to be in the overall delivery process for sustainable transport strategies and schemes (as in Question 1)?

(Please choose one answer from the scale below for each stakeholder by placing a cross in the appropriate box)

	Very important	Fairly important	Not very important	Not at all important	Not applicable/Don't know
Business interests	<input type="checkbox"/>	<input type="checkbox"/>	<input type="checkbox"/>	<input type="checkbox"/>	<input type="checkbox"/>
Consultants	<input type="checkbox"/>	<input type="checkbox"/>	<input type="checkbox"/>	<input type="checkbox"/>	<input type="checkbox"/>
Department for Transport - DfT	<input type="checkbox"/>	<input type="checkbox"/>	<input type="checkbox"/>	<input type="checkbox"/>	<input type="checkbox"/>
Elected Members of your authority	<input type="checkbox"/>	<input type="checkbox"/>	<input type="checkbox"/>	<input type="checkbox"/>	<input type="checkbox"/>
Government Office for the Region	<input type="checkbox"/>	<input type="checkbox"/>	<input type="checkbox"/>	<input type="checkbox"/>	<input type="checkbox"/>
Highways Agency - HA	<input type="checkbox"/>	<input type="checkbox"/>	<input type="checkbox"/>	<input type="checkbox"/>	<input type="checkbox"/>
Local Strategic Partnership	<input type="checkbox"/>	<input type="checkbox"/>	<input type="checkbox"/>	<input type="checkbox"/>	<input type="checkbox"/>
Neighbourhood Councils - Merseyside	<input type="checkbox"/>	<input type="checkbox"/>	<input type="checkbox"/>	<input type="checkbox"/>	<input type="checkbox"/>
Neighbourhood Councils - Tyneside	<input type="checkbox"/>	<input type="checkbox"/>	<input type="checkbox"/>	<input type="checkbox"/>	<input type="checkbox"/>
Office of the Deputy Prime Minister - ODP	<input type="checkbox"/>	<input type="checkbox"/>	<input type="checkbox"/>	<input type="checkbox"/>	<input type="checkbox"/>
Officers (other departments) in your authority	<input type="checkbox"/>	<input type="checkbox"/>	<input type="checkbox"/>	<input type="checkbox"/>	<input type="checkbox"/>
Other public sector services (e.g. health, education etc.)	<input type="checkbox"/>	<input type="checkbox"/>	<input type="checkbox"/>	<input type="checkbox"/>	<input type="checkbox"/>
The Police	<input type="checkbox"/>	<input type="checkbox"/>	<input type="checkbox"/>	<input type="checkbox"/>	<input type="checkbox"/>
Regional Assembly	<input type="checkbox"/>	<input type="checkbox"/>	<input type="checkbox"/>	<input type="checkbox"/>	<input type="checkbox"/>
Regional Development Agency - RDA	<input type="checkbox"/>	<input type="checkbox"/>	<input type="checkbox"/>	<input type="checkbox"/>	<input type="checkbox"/>
Strategic Rail Authority - SRA (or equivalent)	<input type="checkbox"/>	<input type="checkbox"/>	<input type="checkbox"/>	<input type="checkbox"/>	<input type="checkbox"/>
Transport operators	<input type="checkbox"/>	<input type="checkbox"/>	<input type="checkbox"/>	<input type="checkbox"/>	<input type="checkbox"/>
Others (PLEASE SPECIFY)	<input type="checkbox"/>	<input type="checkbox"/>	<input type="checkbox"/>	<input type="checkbox"/>	<input type="checkbox"/>
	<input type="checkbox"/>	<input type="checkbox"/>	<input type="checkbox"/>	<input type="checkbox"/>	<input type="checkbox"/>

Transition

Question

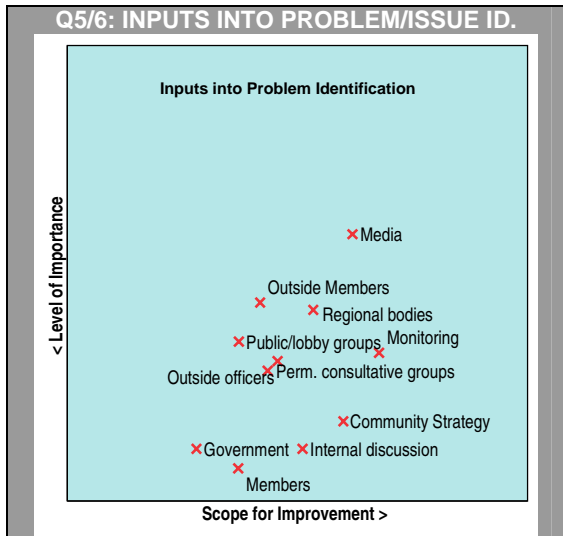
Instructions

Response scale/ratings

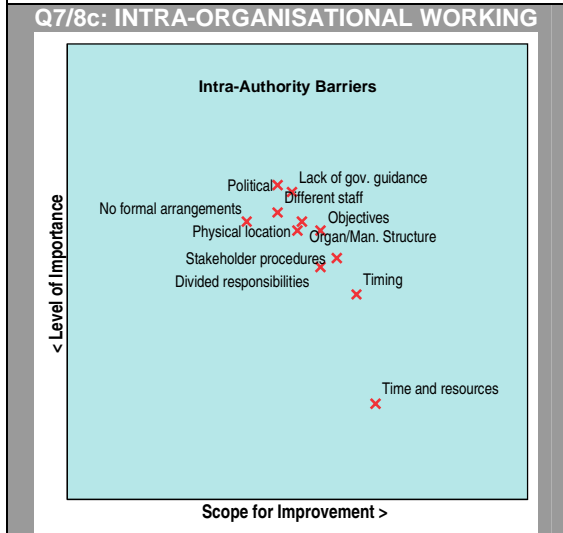
Variables/
Items

Assay

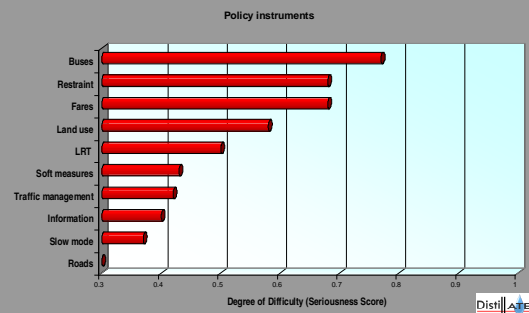
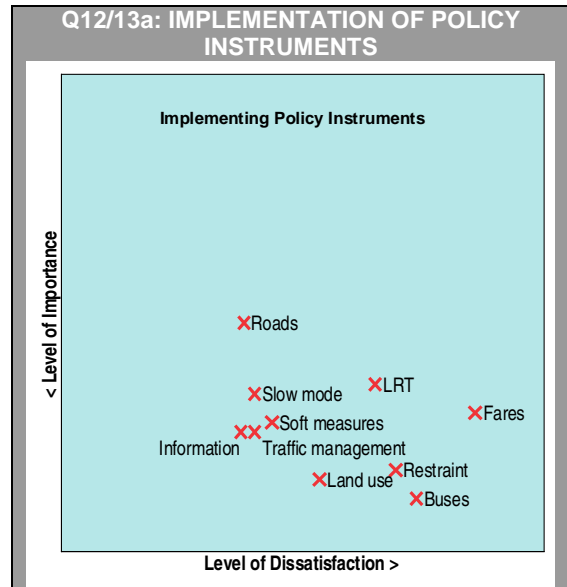
Annex 1



- 0.61 Community Strategy
- 0.59 Internal discussion
- 0.54 Monitoring
- 0.51 Members
- 0.42 Permanent consultative groups
- 0.42 Outside authority officers
- 0.41 Government
- 0.39 Regional bodies
- 0.35 Public/lobby groups
- 0.32 Outside authority Members
- 0.29 Media



- 0.63 Time and resources
- 0.41 Timing
- 0.33 Divided responsibility for delivery
- 0.33 Stakeholder procedures
- 0.27 Objectives
- 0.25 Physical location
- 0.24 Organ./Man. Structure
- 0.21 Different staff
- 0.2 Lack of formal arrangements
- 0.19 Lack of government guidance
- 0.17 Political



- 0.77 Buses
- 0.68 Restraint
- 0.68 Fares
- 0.58 Land use
- 0.5 LRT
- 0.43 Soft measures
- 0.42 Traffic management
- 0.4 Information
- 0.37 Slow mode
- 0.27 Roads

Q14/15a: INDICATOR SETS	
0.56	PSA
0.52	Local
0.5	CPA
0.43	RTS
0.4	Aud. Comm. QoL
0.02	Euro

Q16/17: INDIC. CHARACTERISTICS	
0.53	Targets
0.49	Consistency (transport and planning)
0.48	Consistency (transport and SD)
0.45	Public's experience
0.45	Understood by public
0.44	Year-on-year improvement
0.43	Consistency (LTP)
0.43	Measure
0.43	Cost
0.41	Understood by politicians
0.41	Benchmarking
0.4	F'casting/modelling
0.38	Consistency (RTS)
0.26	Major scheme appraisal

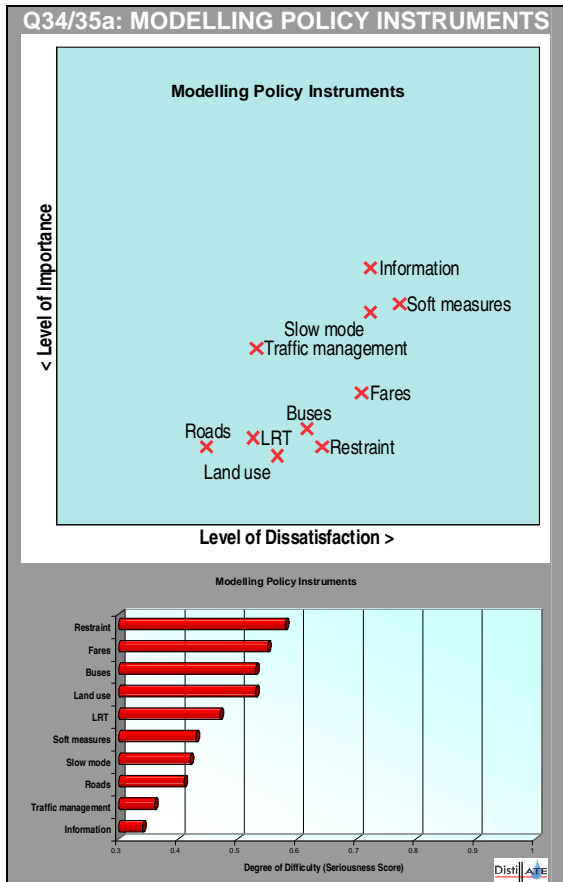
Q18/19a: INDICATOR ISSUES	
0.57	Walking
0.53	Cycle use
0.52	Access
0.5	Congestion
0.48	PT patronage
0.45	Street environment
0.45	Travel time
0.42	Health
0.42	Economy
0.42	PT user satisfaction
0.4	Townscape
0.4	Traffic
0.38	Air
0.38	Operating cost
0.33	Noise
0.31	CO2
0.28	Road safety
0.27	Biodiversity
0.22	Construction cost
0.22	Heritage
0.22	Water pollution
0.21	Land
0.2	Distributional

Q27/28: APPRAISAL ISSUES*	
0.78	Access
0.67	Economy
0.61	Distributional
0.56	PT patronage
0.52	Construction cost
0.52	Health
0.51	Travel time n
0.51	Walking
0.5	Air
0.49	Operating cost
0.48	Traffic
0.44	Accidents
0.43	Street environment
0.41	Cycle use
0.4	CO2
0.38	Land
0.38	Townscape
0.36	Noise
0.32	Heritage
0.31	Biodiversity
0.24	Water pollution

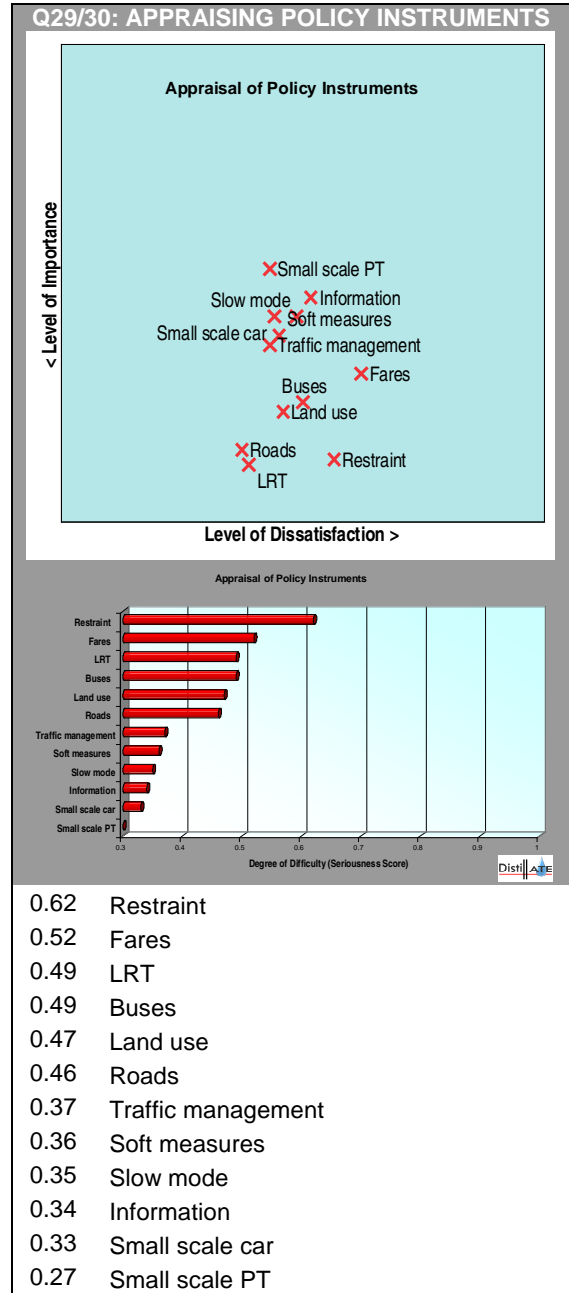
* Calculation uses 'too much' and 'too little' importance ratings

Annex 1

Q37/38: MODELLING NEEDS	
0.63	Staff
0.63	Resources
0.56	Data
0.5	Outputs
0.5	Capability
0.48	Institutional
0.42	Customisation
0.38	Guidance



0.58	Restraint
0.55	Fares
0.53	Buses
0.53	Land use
0.47	LRT
0.43	Soft measures
0.42	Slow mode
0.41	Roads
0.36	Traffic management
0.34	Information



0.62	Restraint
0.52	Fares
0.49	LRT
0.49	Buses
0.47	Land use
0.46	Roads
0.37	Traffic management
0.36	Soft measures
0.35	Slow mode
0.34	Information
0.33	Small scale car
0.27	Small scale PT



Q21: OPTION GEN. DRIVERS

1.46	Developmental resources (Lg Sch)
1.36	Developmental resources (Sm Sch)
1.29	Institution (Lg Sch)
1.25	Institution (Sm Sch)
1.07	Funding (Lg Sch)
1	Pub./politics (Lg Sch)
1	Funding (Sm Sch)
0.86	Nat. policy (Lg Sch)
0.85	Nat. policy (Sm Sch)
0.79	Sustainable development (Lg Sch)
0.79	Pub./politics (Sm Sch)
0.71	Tools (Sm Sch)
0.71	Reg. policy (Sm Sch)
0.64	Sustainable development (Sm Sch)
0.62	Reg. policy (Lg Sch)
0.43	Tools (Lg Sch)

Q39/41: FUNDING DIFFICULTIES

0.56	Private
0.55	Sec 56
0.5	SRB
0.46	Sec 106
0.4	Other regeneration
0.38	TSG
0.35	LTP allocation
0.34	SCA
0.33	Euro Objective
0.31	Challenge
0.3	Own capital